

Cooper Lighting Solutions Photometric Lab
1121 Highway 74 South
Peachtree City, GA 30269



Scaled data based on original data using
LM-79-2019 Approved Method: Electrical and Photometric Measurements of Solid-
State Lighting Products

Test Report Prepared for
Cooper Lighting Solutions

Brand: METALUX

Report Number: P981645

Luminaire Tested: 4PWM-2060C5-830-HIGH

Issue Date: 01/28/2026

Test Information

Test Method: LM-79-2019
Report Number: P981645
Test Lab: INNOVATION CENTER(P3)
Issue Date: 01/28/2026
Manufacturer: COOPER LIGHTING SOLUTIONS
Product Line: METALUX
Catalog Number: 4PWM-2060C5-830-HIGH
Description: METALUX 8.75 INCH PROWRAP 80CRI 3000K FIXTURE HIGH OUTPUT SETTING
Light Source: 3000K CCT, 80+ CRI LEDS
Ballast/Driver: -

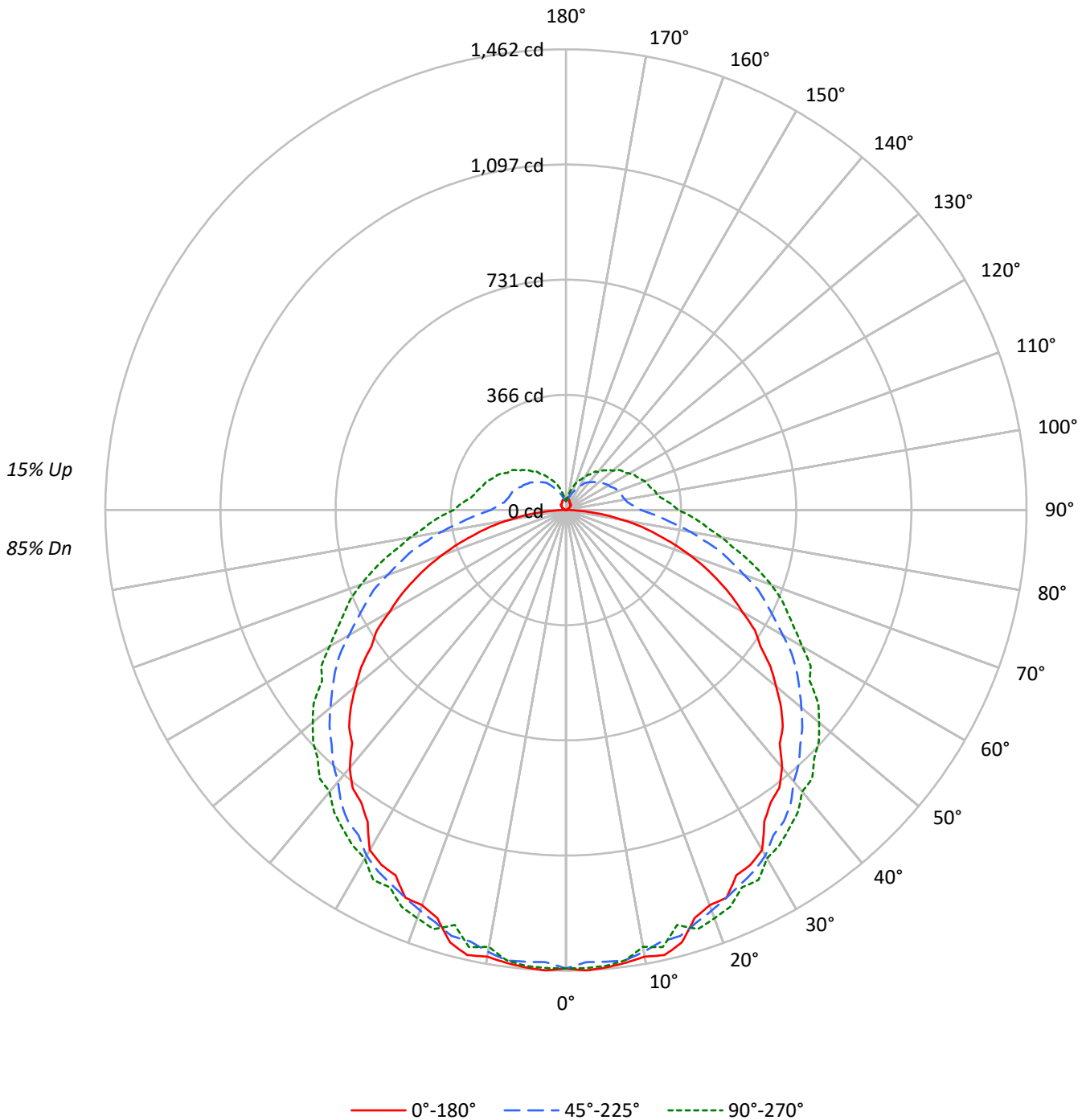
Summary

Lumens per Lamp: N/A
Luminaire Lumens: 5841.9 lumens
Efficiency: N/A
Efficacy: 121.5 lumens/watt
Spacing Criteria (0/90/45): 1.25 / 1.32 / 1.44
Luminous Opening: Rectangular w/ Sides (W: 0.73' x L: 3.76' x H: 0.19')
CIE Type: Semi-Direct

Input Watts (W): 48.1
Input Voltage (V): 120
Input Current (A_{in}): NR
Voltage Rise (V): NR
Power Factor: NR
Total Harmonic Distortion (THDi): NR
Frequency (hertz): 60
Stabilization Time: NR
Operation Time: NR
Ambient Temperature (°C): NR
Test Distance: 28.75 FT

TEST NUMBER: P981645
CATALOG NUMBER: 4PWM-2060C5-830-HIGH

Luminous Intensity Polar Plot





TEST NUMBER: P981645

CATALOG NUMBER: 4PWM-2060C5-830-HIGH

COEFFICIENT OF UTILIZATION - ZONAL CAVITY METHOD:

RF	20				20				20				20				20				
RC	80				70				50				30				10			0	
RW	70	50	30	10	70	50	30	10	50	30	10	50	30	10	50	30	10	50	30	10	0
RCR																					
0	116	116	116	116	111	111	111	111	103	103	103	96	96	96	89	89	89	89	89	89	85
1	103	98	93	88	99	94	90	85	87	83	80	81	78	75	75	72	70	75	72	70	67
2	93	84	77	70	89	81	74	68	75	69	64	69	65	61	64	61	57	64	61	57	54
3	84	73	64	57	81	70	62	56	65	59	53	61	55	50	56	52	48	56	52	48	45
4	77	64	55	48	73	62	54	47	58	50	45	54	47	43	50	45	40	50	45	40	38
5	71	57	48	41	67	55	47	40	51	44	38	48	42	37	45	39	35	45	39	35	32
6	65	51	42	35	62	50	41	35	46	39	33	43	37	32	40	35	30	40	35	30	28
7	60	46	37	31	57	45	36	30	42	35	29	39	33	28	37	31	27	37	31	27	25
8	56	42	33	27	53	41	33	27	38	31	26	36	30	25	34	28	24	34	28	24	22
9	52	39	30	25	50	37	29	24	35	28	23	33	27	22	31	26	21	31	26	21	19
10	49	35	27	22	47	34	27	22	32	26	21	31	24	20	29	23	19	29	23	19	18

AVERAGE LUMINANCE (cd/sqm):

	0°	45°	90°
0°	5704	5704	5704
5°	5711	5559	5590
10°	5680	5459	5362
15°	5691	5371	5177
20°	5469	5232	5262
25°	5410	5150	5105
30°	5481	5096	5035
35°	5240	5013	5011
40°	5245	4872	4914
45°	5141	4793	4918
50°	5017	4731	4900
55°	4809	4670	4725
60°	4665	4534	4701
65°	4496	4440	4649
70°	4221	4323	4660
75°	3809	4250	4594
80°	3271	4080	4617
85°	2250	3993	4875

MAXIMUM LUMINANCE 45°-90°:

Horizontal Angle: 90°
 Vertical Angle: 90°
 Luminance: 5432 cd/sqm



TEST NUMBER: P981645
 CATALOG NUMBER: 4PWM-2060C5-830-HIGH

ZONAL LUMENS:

Zone	Lumens	% Fixture
0°-10°	138.2	2.4
10°-20°	395.4	6.8
20°-30°	609.4	10.4
30°-40°	751.2	12.9
40°-50°	811.2	13.9
50°-60°	784.7	13.4
60°-70°	677.2	11.6
70°-80°	506.1	8.7
80°-90°	315.9	5.4
90°-100°	207.9	3.6
100°-110°	175.9	3.0
110°-120°	150.4	2.6
120°-130°	120.2	2.1
130°-140°	89.0	1.5
140°-150°	58.8	1.0
150°-160°	32.7	0.6
160°-170°	14.2	0.2
170°-180°	3.4	0.1
0°-30°	1143.0	19.6
0°-40°	1894.2	32.4
0°-60°	3490.1	59.7
0°-90°	4989.3	85.4
90°-120°	534.1	9.1
90°-150°	802.2	13.7
90°-180°	853.0	14.6
0°-180°	5841.9	100.0

CANDELA DISTRIBUTION:

	0°	22.5°	45°	67.5°	90°	Flux
0°	1455	1455	1455	1455	1455	
5°	1457	1468	1439	1452	1452	138
15°	1421	1402	1400	1410	1363	396
25°	1279	1311	1311	1368	1321	597
35°	1133	1162	1206	1250	1235	716
45°	973	992	1052	1114	1114	748
55°	754	803	895	955	944	681
65°	536	602	701	785	777	530
75°	298	387	508	581	594	318
85°	78	180	309	403	426	86
90°	0	110	238	338	356	4
95°	0	89	207	301	322	1
105°	3	86	183	254	277	3
115°	8	81	167	228	248	7
125°	13	76	146	196	217	13
135°	21	71	126	165	178	17
145°	24	55	105	131	139	15
155°	29	44	73	97	105	13
165°	34	37	47	60	68	10
175°	37	37	34	29	37	3
180°	29	29	29	29	29	



TEST NUMBER: P981645

CATALOG NUMBER: 4PWM-2060C5-830-HIGH

CANDELA DISTRIBUTION (FULL):

	0°	22.5°	45°	67.5°	90°
0°	1454.6	1454.6	1454.6	1454.6	1454.6
2.5°	1462.5	1470.3	1436.3	1454.6	1454.6
5°	1457.2	1467.7	1438.9	1452.0	1452.0
7.5°	1449.4	1436.3	1441.5	1467.7	1441.5
10°	1438.9	1433.7	1423.2	1457.2	1407.5
12.5°	1446.8	1404.9	1402.3	1436.3	1420.6
15°	1420.6	1402.3	1399.7	1410.1	1363.0
17.5°	1357.8	1368.3	1373.5	1394.4	1394.4
20°	1334.3	1355.2	1352.6	1378.7	1378.7
22.5°	1331.7	1329.0	1331.7	1363.0	1363.0
25°	1279.3	1310.7	1310.7	1368.3	1321.2
27.5°	1268.9	1279.3	1292.4	1329.0	1323.8
30°	1245.3	1232.2	1266.2	1297.6	1276.7
32.5°	1172.1	1190.4	1224.4	1276.7	1261.0
35°	1132.8	1161.6	1206.1	1250.5	1234.9
37.5°	1111.9	1125.0	1172.1	1227.0	1208.7
40°	1067.4	1077.9	1125.0	1179.9	1166.8
42.5°	1004.6	1041.3	1093.6	1148.5	1156.4
45°	973.2	991.5	1051.7	1114.5	1114.5
47.5°	926.1	934.0	1017.7	1080.5	1088.3
50°	871.2	900.0	975.8	1041.3	1049.1
52.5°	818.9	842.4	934.0	996.8	1009.9
55°	753.5	803.2	894.7	954.9	944.5
57.5°	711.6	745.6	850.3	920.9	920.9
60°	646.2	701.1	795.3	871.2	866.0
62.5°	593.9	643.6	745.6	829.3	818.9
65°	536.3	601.7	701.1	784.9	777.0
67.5°	478.8	541.6	659.3	729.9	740.4
70°	418.6	491.8	601.7	680.2	693.3
72.5°	358.4	434.3	552.0	635.7	643.6
75°	298.2	387.2	507.5	580.8	593.9
77.5°	245.9	332.3	450.0	525.9	541.6
80°	185.8	277.3	402.9	486.6	502.3
82.5°	130.8	230.2	350.6	434.3	457.8
85°	78.5	180.5	308.7	402.9	426.4
87.5°	31.4	138.7	272.1	371.5	392.4
90°	0.0	109.9	238.1	337.5	355.8
92.5°	0.0	94.2	222.4	311.3	340.1
95°	0.0	89.0	206.7	300.9	321.8
97.5°	0.0	86.3	196.2	279.9	303.5
100°	2.6	86.3	191.0	266.9	293.0
102.5°	2.6	86.3	185.8	261.6	287.8
105°	2.6	86.3	183.1	253.8	277.3
107.5°	2.6	83.7	180.5	248.5	272.1
110°	5.2	86.3	177.9	243.3	266.9



TEST NUMBER: P981645

CATALOG NUMBER: 4PWM-2060C5-830-HIGH

CANDELA DISTRIBUTION (continued):

	0°	22.5°	45°	67.5°	90°
112.5°	5.2	83.7	172.7	235.5	256.4
115°	7.8	81.1	167.4	227.6	248.5
117.5°	7.8	81.1	159.6	222.4	243.3
120°	10.5	78.5	157.0	211.9	232.8
122.5°	13.1	81.1	151.7	204.1	219.8
125°	13.1	75.9	146.5	196.2	217.1
127.5°	15.7	75.9	143.9	188.4	209.3
130°	18.3	73.3	136.0	183.1	193.6
132.5°	20.9	70.6	130.8	172.7	188.4
135°	20.9	70.6	125.6	164.8	177.9
137.5°	23.5	65.4	120.3	157.0	170.1
140°	23.5	62.8	115.1	146.5	157.0
142.5°	23.5	60.2	109.9	141.3	154.4
145°	23.5	54.9	104.6	130.8	138.7
147.5°	23.5	52.3	94.2	123.0	133.4
150°	26.2	49.7	86.3	115.1	123.0
152.5°	26.2	47.1	78.5	104.6	112.5
155°	28.8	44.5	73.3	96.8	104.6
157.5°	28.8	41.9	62.8	91.6	96.8
160°	31.4	39.2	57.6	81.1	89.0
162.5°	34.0	39.2	52.3	70.6	78.5
165°	34.0	36.6	47.1	60.2	68.0
167.5°	34.0	36.6	41.9	49.7	60.2
170°	34.0	36.6	36.6	41.9	49.7
172.5°	34.0	34.0	36.6	34.0	41.9
175°	36.6	36.6	34.0	28.8	36.6
177.5°	36.6	34.0	31.4	26.2	28.8
180°	28.8	28.8	28.8	28.8	28.8



TEST NUMBER: P981645
 CATALOG NUMBER: 4PWM-2060C5-830-HIGH

CIE UGR TABLE:

Reflectances:											
Ceiling		0.7	0.7	0.5	0.5	0.3	0.7	0.7	0.5	0.5	0.3
Wall		0.5	0.3	0.5	0.3	0.3	0.5	0.3	0.5	0.3	0.3
Reference plane		0.2	0.2	0.2	0.2	0.2	0.2	0.2	0.2	0.2	0.2
Room Dimensions		Viewed crosswise					Viewed endwise				
X=2H	Y=2H	15.3	16.8	15.9	17.3	18.0	17.4	18.8	18.0	19.4	20.1
	3H	17.1	18.3	17.6	18.9	19.6	19.9	21.2	20.5	21.8	22.5
	4H	17.7	18.9	18.3	19.5	20.2	21.0	22.3	21.6	22.9	23.6
	6H	18.1	19.2	18.7	19.8	20.5	22.2	23.3	22.8	24.0	24.7
	8H	18.2	19.3	18.8	19.9	20.6	22.8	23.9	23.4	24.5	25.2
	12H	18.2	19.3	18.9	19.9	20.6	23.4	24.5	24.1	25.1	25.8
4H	2H	16.3	17.5	16.9	18.2	18.9	17.9	19.1	18.5	19.7	20.4
	3H	18.3	19.3	18.9	20.0	20.7	20.6	21.7	21.2	22.3	23.0
	4H	19.0	20.0	19.7	20.6	21.4	22.0	22.9	22.6	23.6	24.3
	6H	19.6	20.4	20.2	21.1	21.8	23.3	24.1	24.0	24.8	25.6
	8H	19.7	20.5	20.4	21.2	22.0	24.0	24.8	24.6	25.5	26.2
	12H	19.8	20.5	20.5	21.2	22.0	24.7	25.5	25.4	26.2	26.9
8H	4H	19.7	20.5	20.4	21.2	22.0	22.2	23.0	22.9	23.7	24.5
	6H	20.5	21.1	21.2	21.9	22.6	23.8	24.4	24.4	25.1	25.9
	8H	20.7	21.3	21.4	22.1	22.9	24.6	25.2	25.3	25.9	26.7
	12H	20.9	21.4	21.6	22.2	23.0	25.5	26.1	26.2	26.8	27.6
12H	4H	19.9	20.6	20.6	21.3	22.1	22.2	23.0	22.9	23.7	24.4
	6H	20.8	21.4	21.5	22.1	22.9	23.8	24.4	24.5	25.1	26.0
	8H	21.1	21.7	21.8	22.4	23.2	24.7	25.2	25.4	26.0	26.8

LM-79-2019: Approved Method: Electrical and Photometric Measurements of Solid-State Lighting Products

Report Prepared for

Cooper Lighting Solutions

Metalux

Report Number: SP3-2511-615-11

Test Date: 01/15/2026

Luminaire Tested: PW-S-6K-830-2nd

Data in this report applies to families of products including PW-S-6K*

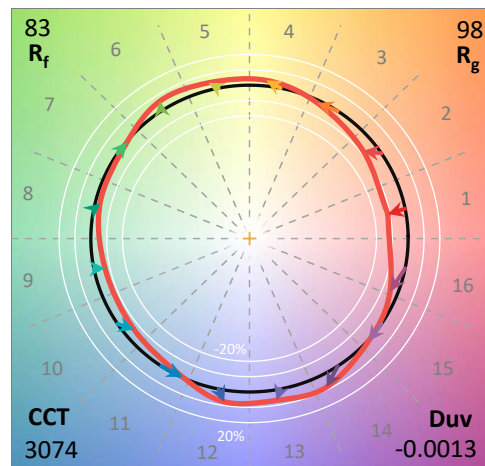
Test Information

Test Method: LM-79-2019
 Report Number: SP3-2511-615-11
 Test Lab: COOPER LIGHTING SOLUTIONS
 Photometer: SP3 - 3M SPHERE
 Measurement Geometry: 4π
 Issue Date: 01/16/2026
 Manufacturer: COOPER LIGHTING SOLUTIONS
 Product Line: Metalux
 Catalog Number: **PW-S-6K-830-2nd**
 Description: 8.75" Wrap 5 CCT 5 lumen select @6000lms (switch) @3000K 2nd Round

Spectral Parameters

CCT (K): 3074
 CIE u': 0.2485
 CIE v': 0.5181
 Duv: -0.0013
 CIE x: 0.4300
 CIE y: 0.3984
 CIE z: 0.1716
 Peak Wavelength (nm): 605
 Dominant Wavelength (nm): 582
 Purity: 48.6381
 Rf: 83
 Rg: 97.9

CRI (Ra):	81.9		
R1:	80.4	R9:	6.0
R2:	89.2	R10:	75.0
R3:	96.0	R11:	79.5
R4:	80.4	R12:	66.9
R5:	80.2	R13:	82.3
R6:	86.2	R14:	97.9
R7:	83.2	R15:	73.4
R8:	59.5		



Test Conditions

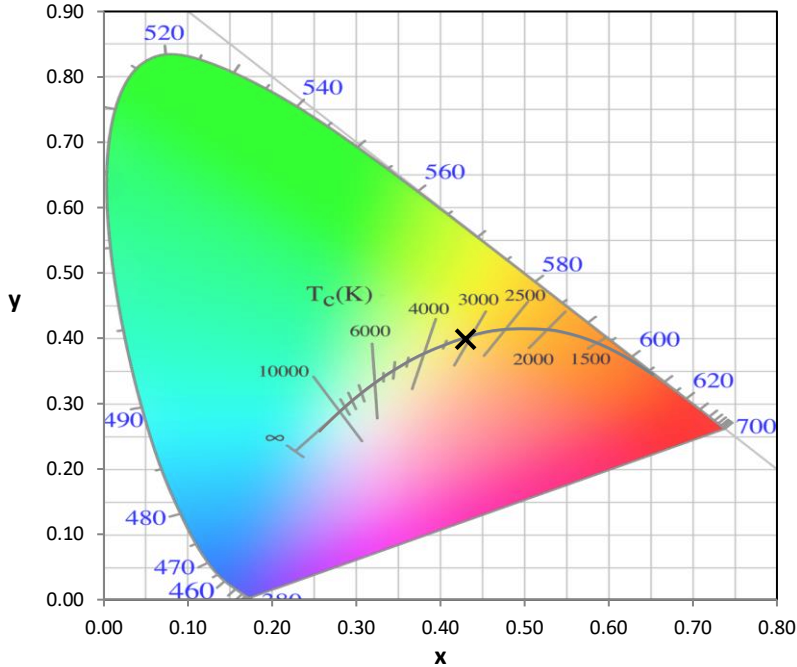
Stabilization Time: 34M
 Operation Time: 1H 34M
 Sphere Temperature (°C): 24.7

REPORT NUMBER: SP3-2511-615-11

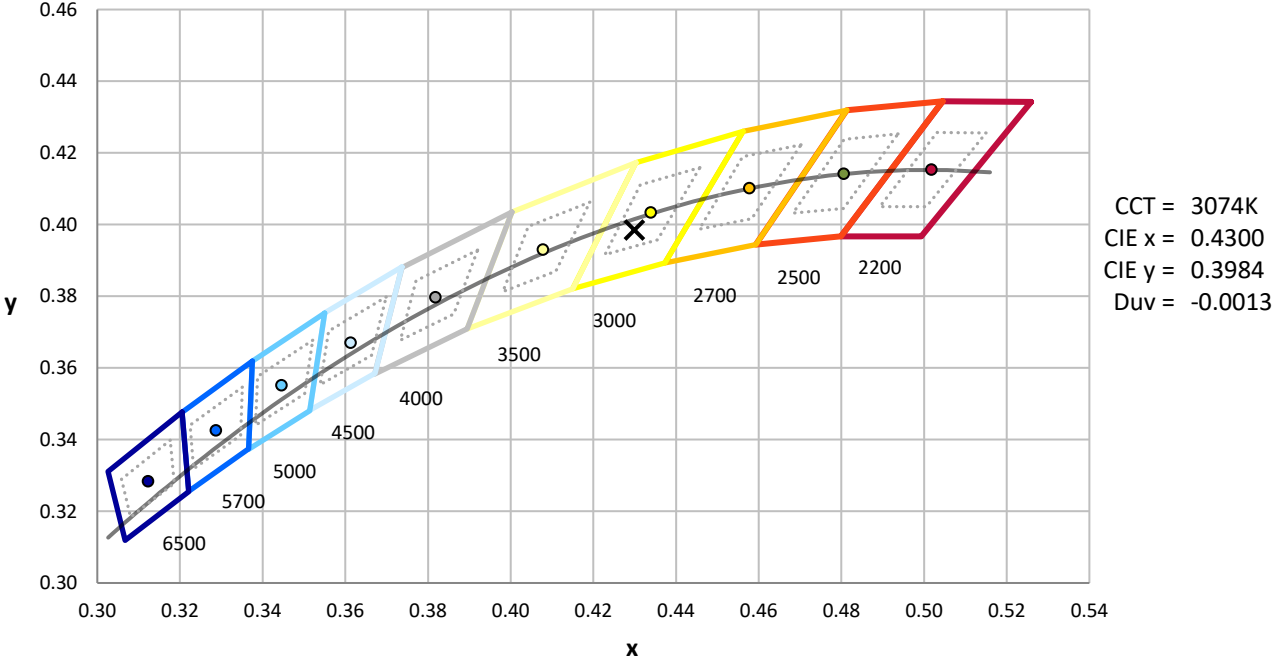
Measurement and Test Equipment			
Instrument	Identification Number	Calibration Date	Calibration Due Date
Photometer	3M SPHERE IN02505	1/10/2026	7/10/2026
Power Meter	XITRON INXT2011006	10/21/2025	10/21/2026
AC Power Source	CHROMA 61604 IN6064A	10/20/2025	10/20/2026
DC Power Source	EYSIGHT N5770A IN0534	10/20/2025	10/20/2026
Sphere Thermometer	TANDD IN4036E	10/21/2025	10/21/2026

REPORT NUMBER: SP3-2511-615-11

CIE 1931 Chromaticity Diagram



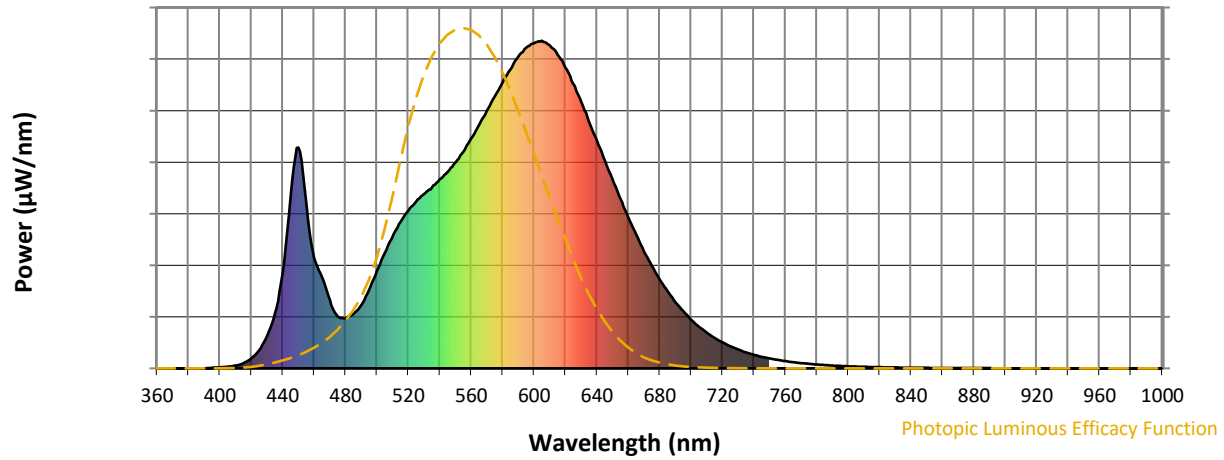
CIE 1931 Chromaticity Diagram with 2017 ANSI 7-Step and 4-Step Quadrangles



Point lies inside the ANSI 3000K 4-step quadrangle

REPORT NUMBER: SP3-2511-615-11

Photopic Flux vs. Wavelength

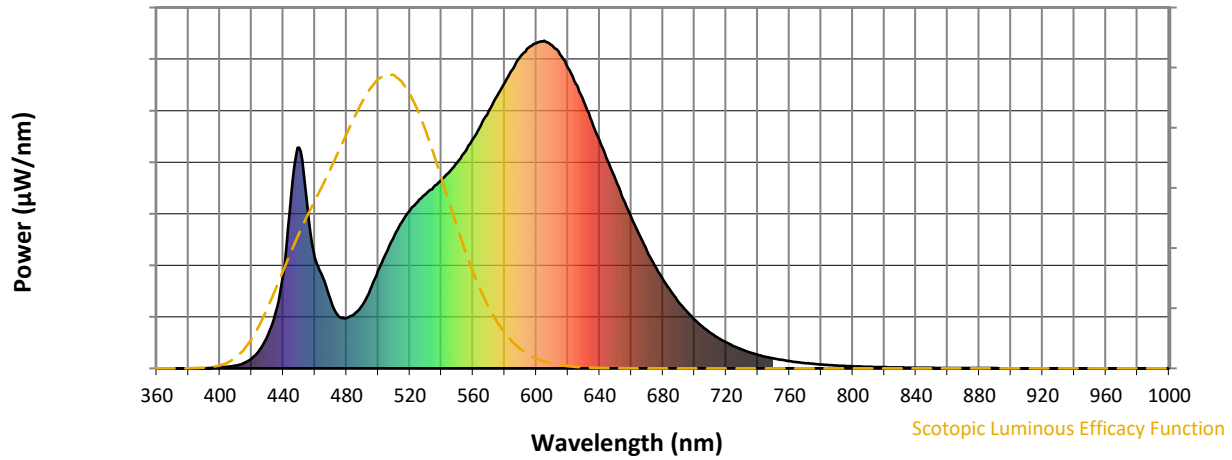


Photopic Lumens: NR

λ (nm)	Power W [^] /nm	Lumens (ϕ /nm)	λ (nm)	Power W [^] /nm	Lumens (ϕ /nm)	λ (nm)	Power W [^] /nm	Lumens (ϕ /nm)	λ (nm)	Power W [^] /nm	Lumens (ϕ /nm)	λ (nm)	Power W [^] /nm	Lumens (ϕ /nm)
360	0	NR	490	193	NR	620	917	NR	750	30	NR	880	1	NR
365	0	NR	495	239	NR	625	868	NR	755	26	NR	885	1	NR
370	0	NR	500	299	NR	630	814	NR	760	22	NR	890	1	NR
375	0	NR	505	351	NR	635	753	NR	765	19	NR	895	1	NR
380	0	NR	510	403	NR	640	695	NR	770	16	NR	900	0	NR
385	0	NR	515	446	NR	645	634	NR	775	14	NR	905	0	NR
390	0	NR	520	482	NR	650	576	NR	780	12	NR	910	0	NR
395	2	NR	525	509	NR	655	517	NR	785	10	NR	915	0	NR
400	3	NR	530	532	NR	660	461	NR	790	9	NR	920	0	NR
405	5	NR	535	553	NR	665	408	NR	795	7	NR	925	0	NR
410	8	NR	540	577	NR	670	357	NR	800	6	NR	930	0	NR
415	16	NR	545	600	NR	675	313	NR	805	5	NR	935	0	NR
420	30	NR	550	628	NR	680	271	NR	810	5	NR	940	0	NR
425	56	NR	555	661	NR	685	236	NR	815	4	NR	945	0	NR
430	98	NR	560	701	NR	690	203	NR	820	4	NR	950	0	NR
435	168	NR	565	743	NR	695	175	NR	825	3	NR	955	0	NR
440	290	NR	570	786	NR	700	149	NR	830	3	NR	960	0	NR
445	525	NR	575	830	NR	705	127	NR	835	2	NR	965	0	NR
450	674	NR	580	872	NR	710	109	NR	840	2	NR	970	0	NR
455	503	NR	585	912	NR	715	93	NR	845	2	NR	975	0	NR
460	338	NR	590	952	NR	720	79	NR	850	2	NR	980	0	NR
465	279	NR	595	979	NR	725	67	NR	855	1	NR	985	0	NR
470	208	NR	600	993	NR	730	57	NR	860	1	NR	990	0	NR
475	158	NR	605	1000	NR	735	49	NR	865	1	NR	995	0	NR
480	154	NR	610	985	NR	740	41	NR	870	1	NR	1000	0	NR
485	166	NR	615	958	NR	745	35	NR	875	1	NR			

REPORT NUMBER: SP3-2511-615-11

Scotopic Flux vs. Wavelength



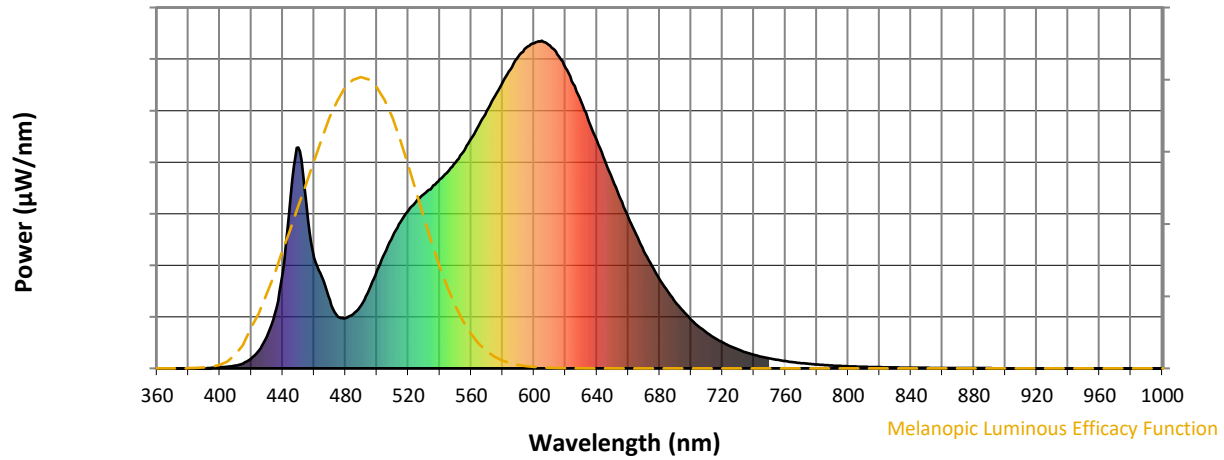
Scotopic Lumens: NR

S/P: 1.35

λ (nm)	Power W [^] /nm	Lumens (φ/nm)	λ (nm)	Power W [^] /nm	Lumens (φ/nm)	λ (nm)	Power W [^] /nm	Lumens (φ/nm)	λ (nm)	Power W [^] /nm	Lumens (φ/nm)	λ (nm)	Power W [^] /nm	Lumens (φ/nm)
360	0	NR	490	193	NR	620	917	NR	750	30	NR	880	1	NR
365	0	NR	495	239	NR	625	868	NR	755	26	NR	885	1	NR
370	0	NR	500	299	NR	630	814	NR	760	22	NR	890	1	NR
375	0	NR	505	351	NR	635	753	NR	765	19	NR	895	1	NR
380	0	NR	510	403	NR	640	695	NR	770	16	NR	900	0	NR
385	0	NR	515	446	NR	645	634	NR	775	14	NR	905	0	NR
390	0	NR	520	482	NR	650	576	NR	780	12	NR	910	0	NR
395	2	NR	525	509	NR	655	517	NR	785	10	NR	915	0	NR
400	3	NR	530	532	NR	660	461	NR	790	9	NR	920	0	NR
405	5	NR	535	553	NR	665	408	NR	795	7	NR	925	0	NR
410	8	NR	540	577	NR	670	357	NR	800	6	NR	930	0	NR
415	16	NR	545	600	NR	675	313	NR	805	5	NR	935	0	NR
420	30	NR	550	628	NR	680	271	NR	810	5	NR	940	0	NR
425	56	NR	555	661	NR	685	236	NR	815	4	NR	945	0	NR
430	98	NR	560	701	NR	690	203	NR	820	4	NR	950	0	NR
435	168	NR	565	743	NR	695	175	NR	825	3	NR	955	0	NR
440	290	NR	570	786	NR	700	149	NR	830	3	NR	960	0	NR
445	525	NR	575	830	NR	705	127	NR	835	2	NR	965	0	NR
450	674	NR	580	872	NR	710	109	NR	840	2	NR	970	0	NR
455	503	NR	585	912	NR	715	93	NR	845	2	NR	975	0	NR
460	338	NR	590	952	NR	720	79	NR	850	2	NR	980	0	NR
465	279	NR	595	979	NR	725	67	NR	855	1	NR	985	0	NR
470	208	NR	600	993	NR	730	57	NR	860	1	NR	990	0	NR
475	158	NR	605	1000	NR	735	49	NR	865	1	NR	995	0	NR
480	154	NR	610	985	NR	740	41	NR	870	1	NR	1000	0	NR
485	166	NR	615	958	NR	745	35	NR	875	1	NR			

REPORT NUMBER: SP3-2511-615-11

Melanopic Flux vs. Wavelength



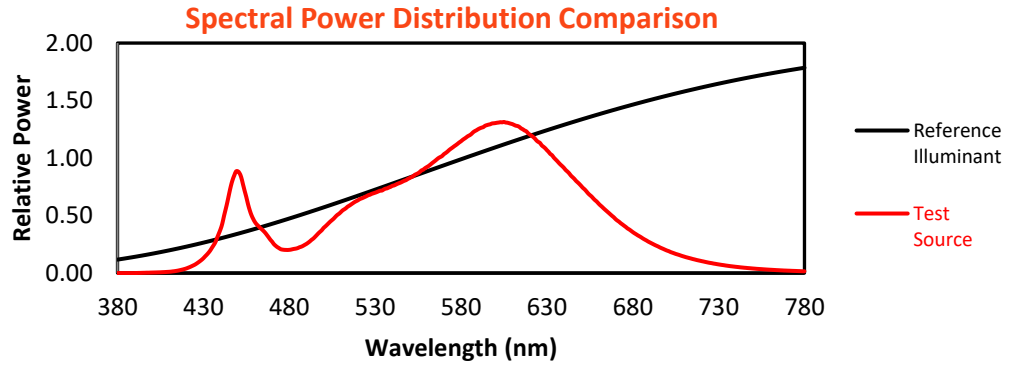
Melanopic Lumens: NR

M/P: 2.58

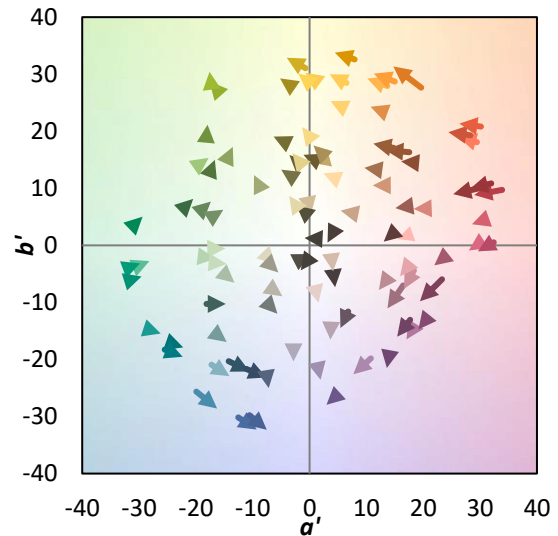
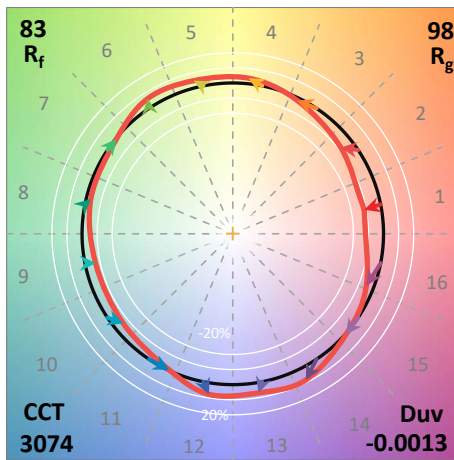
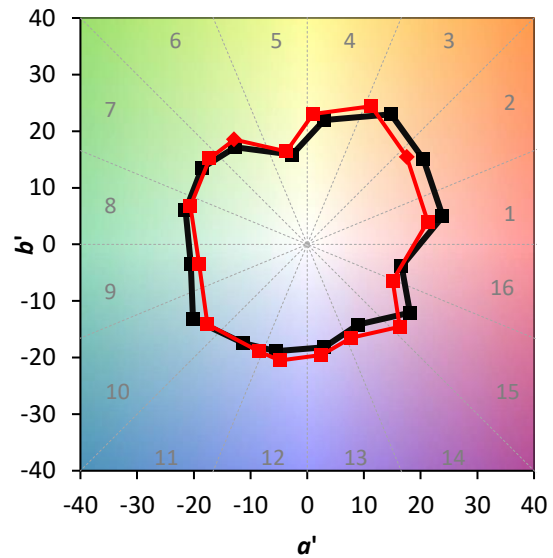
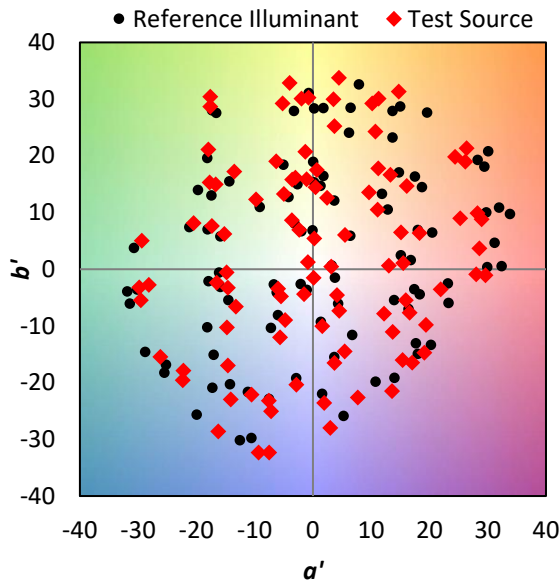
λ (nm)	Power W [^] /nm	Lumens (φ/nm)	λ (nm)	Power W [^] /nm	Lumens (φ/nm)	λ (nm)	Power W [^] /nm	Lumens (φ/nm)	λ (nm)	Power W [^] /nm	Lumens (φ/nm)	λ (nm)	Power W [^] /nm	Lumens (φ/nm)
360	0	NR	490	193	NR	620	917	NR	750	30	NR	880	1	NR
365	0	NR	495	239	NR	625	868	NR	755	26	NR	885	1	NR
370	0	NR	500	299	NR	630	814	NR	760	22	NR	890	1	NR
375	0	NR	505	351	NR	635	753	NR	765	19	NR	895	1	NR
380	0	NR	510	403	NR	640	695	NR	770	16	NR	900	0	NR
385	0	NR	515	446	NR	645	634	NR	775	14	NR	905	0	NR
390	0	NR	520	482	NR	650	576	NR	780	12	NR	910	0	NR
395	2	NR	525	509	NR	655	517	NR	785	10	NR	915	0	NR
400	3	NR	530	532	NR	660	461	NR	790	9	NR	920	0	NR
405	5	NR	535	553	NR	665	408	NR	795	7	NR	925	0	NR
410	8	NR	540	577	NR	670	357	NR	800	6	NR	930	0	NR
415	16	NR	545	600	NR	675	313	NR	805	5	NR	935	0	NR
420	30	NR	550	628	NR	680	271	NR	810	5	NR	940	0	NR
425	56	NR	555	661	NR	685	236	NR	815	4	NR	945	0	NR
430	98	NR	560	701	NR	690	203	NR	820	4	NR	950	0	NR
435	168	NR	565	743	NR	695	175	NR	825	3	NR	955	0	NR
440	290	NR	570	786	NR	700	149	NR	830	3	NR	960	0	NR
445	525	NR	575	830	NR	705	127	NR	835	2	NR	965	0	NR
450	674	NR	580	872	NR	710	109	NR	840	2	NR	970	0	NR
455	503	NR	585	912	NR	715	93	NR	845	2	NR	975	0	NR
460	338	NR	590	952	NR	720	79	NR	850	2	NR	980	0	NR
465	279	NR	595	979	NR	725	67	NR	855	1	NR	985	0	NR
470	208	NR	600	993	NR	730	57	NR	860	1	NR	990	0	NR
475	158	NR	605	1000	NR	735	49	NR	865	1	NR	995	0	NR
480	154	NR	610	985	NR	740	41	NR	870	1	NR	1000	0	NR
485	166	NR	615	958	NR	745	35	NR	875	1	NR			

Summary

$R_f = 83$
 $R_g = 97.9$
 $CIE R_a = 81.9$
 $R_9 = 6.0$

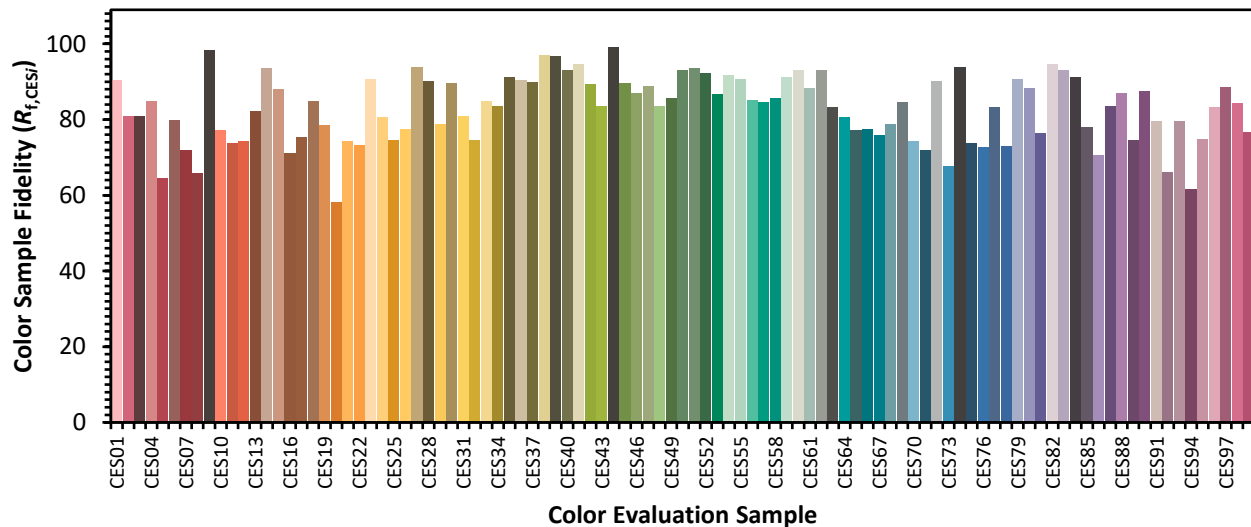


Color Vector Graphics

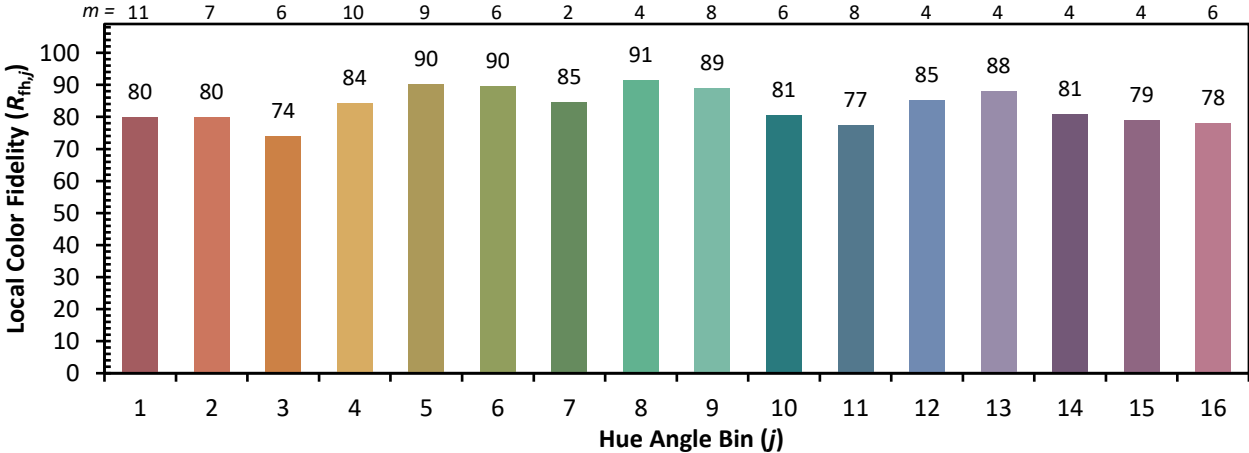
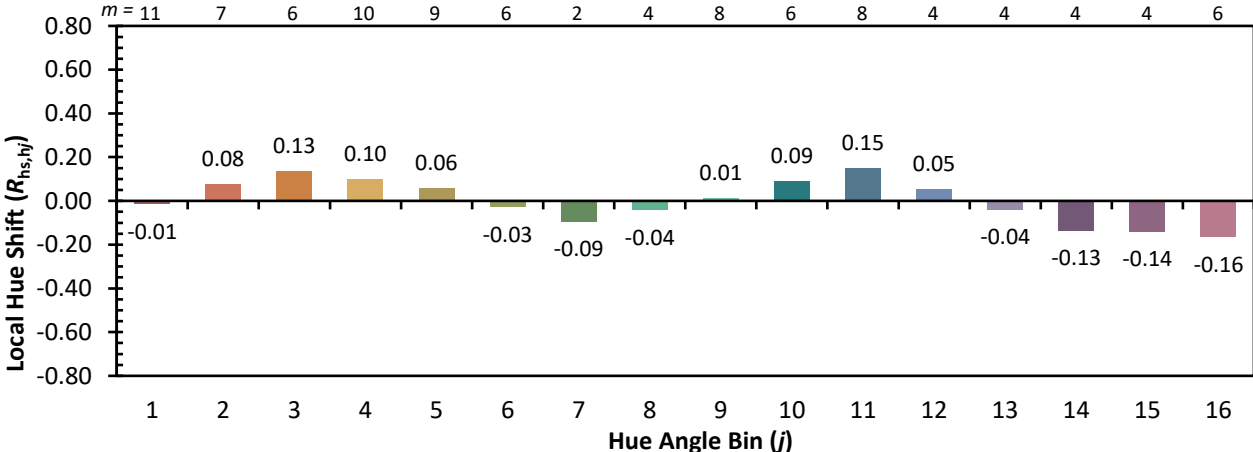
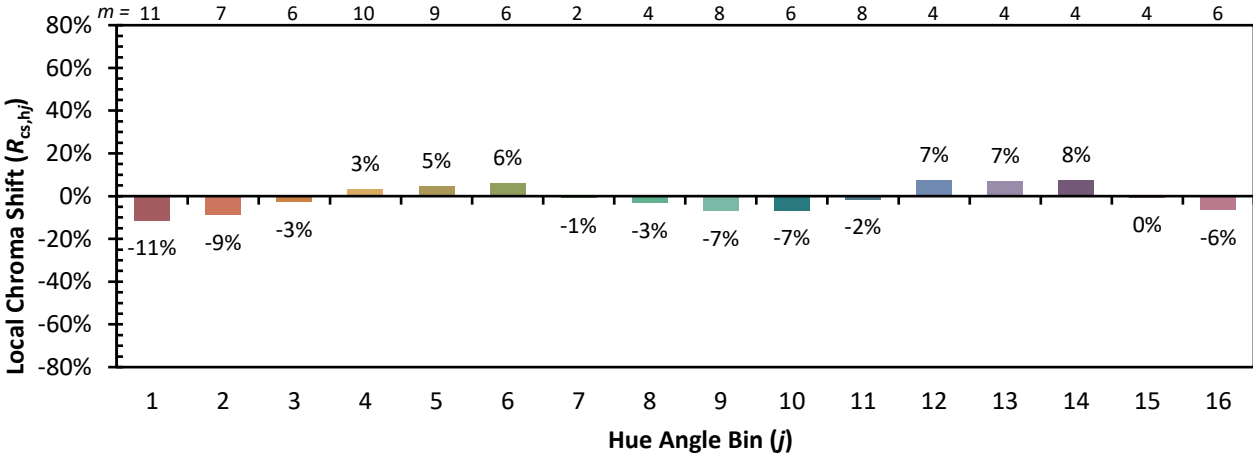


Individual Sample Fidelity Index ($R_{f,i}$)

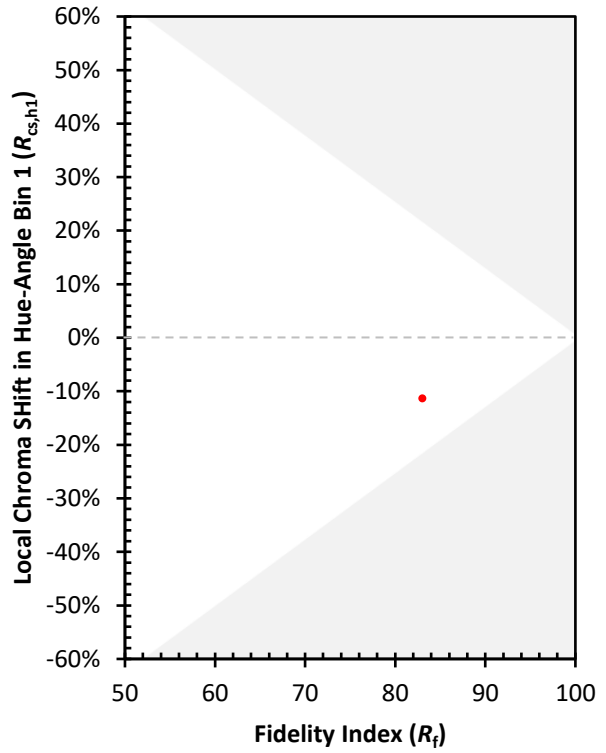
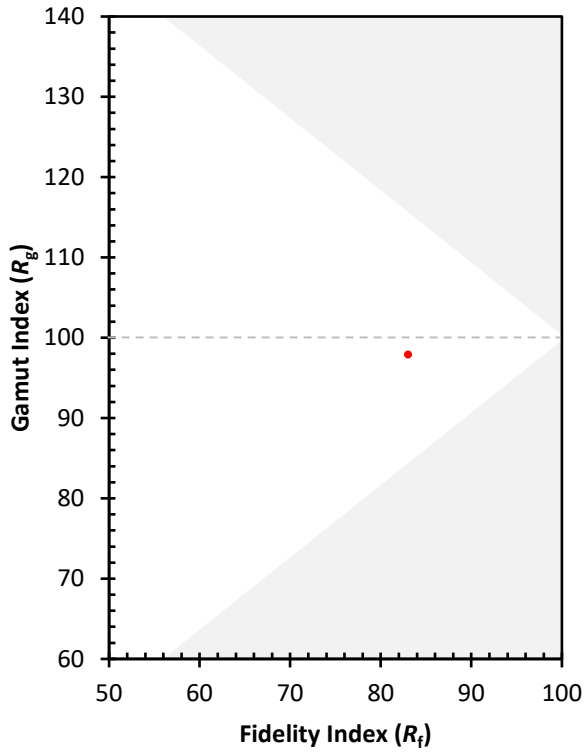
CES01 = 86	CES26 = 77	CES51 = 94	CES76 = 73
CES02 = 63	CES27 = 94	CES52 = 92	CES77 = 83
CES03 = 31	CES28 = 90	CES53 = 87	CES78 = 73
CES04 = 70	CES29 = 79	CES54 = 92	CES79 = 91
CES05 = 50	CES30 = 90	CES55 = 91	CES80 = 88
CES06 = 51	CES31 = 81	CES56 = 85	CES81 = 76
CES07 = 42	CES32 = 75	CES57 = 85	CES82 = 95
CES08 = 41	CES33 = 85	CES58 = 86	CES83 = 93
CES09 = 29	CES34 = 84	CES59 = 91	CES84 = 91
CES10 = 76	CES35 = 91	CES60 = 93	CES85 = 78
CES11 = 59	CES36 = 90	CES61 = 88	CES86 = 71
CES12 = 65	CES37 = 90	CES62 = 93	CES87 = 83
CES13 = 43	CES38 = 97	CES63 = 83	CES88 = 87
CES14 = 74	CES39 = 97	CES64 = 81	CES89 = 74
CES15 = 71	CES40 = 93	CES65 = 77	CES90 = 88
CES16 = 47	CES41 = 95	CES66 = 77	CES91 = 79
CES17 = 50	CES42 = 89	CES67 = 76	CES92 = 66
CES18 = 56	CES43 = 83	CES68 = 79	CES93 = 80
CES19 = 72	CES44 = 99	CES69 = 85	CES94 = 62
CES20 = 66	CES45 = 90	CES70 = 74	CES95 = 75
CES21 = 87	CES46 = 87	CES71 = 72	CES96 = 83
CES22 = 79	CES47 = 89	CES72 = 90	CES97 = 89
CES23 = 92	CES48 = 84	CES73 = 68	CES98 = 84
CES24 = 91	CES49 = 86	CES74 = 94	CES99 = 77
CES25 = 72	CES50 = 93	CES75 = 74	



Color Rendition by Hue-Angle Bin



Measure Comparisons



(END OF REPORT)